



LIGA MUNICIPAL DOMINICANA

EJECUCION PRESUPUESTARIA DE GASTOS Y APLICACIONES FINANCIERA

2019

TIPO	CONC	CTA	SUBCT	AUX.	DETALLE	ENERO	FEBRERO	MARZO	ABRIL	MAYO	JUNIO	JULIO	AGOSTO	SEPTIEMBRE	OCTUBRE	NOVIEMBRE	TOTAL ACUMULADOS
					REMUNERACIONES	41,513,389.30	59,554,823.51	59,984,299.27	56,156,870.24	50,351,566.93	60,187,159.75	62,157,602.98	60,855,478.60	54,474,321.03	65,203,335.75	81,549,193.75	651,988,041.11
2	1	1	1	01	SUELDOS FIJOS	11,637,640.00	13,385,640.00	13,649,640.00	13,611,640.00	13,565,629.00	13,630,629.00	13,630,629.00	13,608,629.00	13,547,629.00	13,569,629.00	13,523,629.00	147,360,963.00
2	1	1	2	01	S. PERS. CONTRAT.	4,928,000.00	5,987,000.00	3,222,000.00	4,301,000.00	4,616,000.00	4,664,000.00	4,684,000.00	4,143,000.00	4,223,000.00	5,175,000.00	5,504,000.00	51,447,000.00
2	1	1	2	06	JORNALEROS	19,341,920.00	32,122,592.15	34,377,607.15	31,285,587.15	23,172,730.00	33,450,423.15	36,628,406.20	33,919,976.20	28,111,000.00	39,469,110.00	54,145,100.00	366,024,452.00
2	1	1	3	01	SUELDOS FIJOS EN TRAMITE DE PENSION	1,525,000.00	1,525,000.00	1,525,000.00	1,525,000.00	1,654,000.00	1,654,000.00	1,654,000.00	1,654,000.00	1,743,000.00	1,729,800.00	1,729,800.00	17,918,600.00
2	1	1	5	03	PRESTACIONES LAB. POR DESVINC.	47,479.30	41,859.08	54,129.11	27,976.26	118,020.25	15,945.19	10,309.50	3,957.15	129,702.90	3,957.15	3,957.15	457,293.04
2	1	2	2	05	COMP. POR SERV. DE SEG.	2,284,000.00	2,415,000.00	2,428,000.00	2,428,000.00	2,478,000.00	2,468,000.00	2,468,000.00	2,473,000.00	2,498,000.00	2,518,000.00	2,520,000.00	26,978,000.00
2	1	2	2	08	COMPENSACIONES ESPECIALES	72,100.00	64,900.00	267,300.00	72,600.00	459,000.00	75,400.00	334,900.00	597,400.00	-	239,000.00	75,400.00	2,258,000.00
2	1	3	1	01	DIETAS EN EL PAIS	1,600,000.00	1,640,000.00	1,640,000.00	-	1,640,000.00	1,560,000.00	-	1,600,000.00	1,640,000.00	-	1,600,000.00	12,920,000.00
2	1	3	2	01	GASTOS DE REPRESENT.	77,250.00	77,250.00	77,250.00	77,250.00	77,250.00	77,250.00	77,250.00	77,250.00	77,250.00	77,250.00	77,250.00	849,750.00
2	1	4	2	04	OTRAS GRATIFICACIONES	-	329,234.85	449,525.20	491,041.85	236,984.05	274,719.35	343,143.15	440,919.38	143,419.40	101,113.55	49,107.10	2,859,207.88
2	1	5	1	01	CONTRIBUCION AL SEGURO DE SALUD	-	910,779.95	1,065,122.08	1,083,857.87	1,080,009.04	1,075,691.48	1,080,628.63	1,085,479.84	1,095,106.70	1,078,199.62	1,078,745.11	10,633,620.32
2	1	5	2	01	CONTRIBUCION AL SEGURO DE PENSION	-	934,547.44	1,089,557.13	1,110,593.74	1,113,173.74	1,099,691.56	1,104,635.63	1,109,493.76	1,117,933.97	1,095,817.44	1,096,363.74	10,871,808.15
2	1	5	3	01	CONTRIBUCION AL SEGURO DE RIESGO L	-	121,020.04	139,168.60	142,323.37	140,770.85	141,410.02	141,700.87	142,373.27	148,279.06	146,458.99	145,841.65	1,409,346.72
					SERVICIOS BASICOS	1,913,273.93	2,359,700.88	4,410,032.50	3,104,279.98	4,565,883.12	4,410,202.33	2,003,327.79	4,541,515.12	5,485,823.54	5,127,962.12	1,822,586.52	39,744,587.83
2	2	1	2	01	TELEF. LARGA DISTANACIA	247,331.63	257,971.46	276,412.16	276,344.97	235,611.17	223,854.40	9,786.13	-	588,022.12	306,261.10	285,383.34	2,706,978.48
2	2	1	3	01	TELEFONO LOCAL	203,396.80	223,604.15	232,254.23	234,312.90	187,059.65	844,447.76	151,132.22	746,658.73	711,681.66	1,254,410.61	142,448.89	4,931,407.60
2	2	1	5	01	SERV. DE INTERNET Y TELEV. POR CABLE	32,693.30	28,343.10	26,931.82	26,598.42	31,599.42	92,024.57	359,598.15	-	52,475.38	21,296.46	24,591.51	696,152.13
2	2	1	6	01	ELECTRICIDAD	319,946.27	620,202.86	627,700.46	310,574.31	319,969.10	451,295.33	518,773.73	528,145.73	544,548.79	503,503.41	484,825.97	5,229,485.96
2	2	1	7	01	AGUA	55,468.00	30,050.00	25,900.00	26,940.00	8,000.00	8,000.00	64,300.00	8,000.00	8,000.00	64,300.00	8,000.00	306,958.00
2	2	1	8	01	RECOLEC. DE RESIDUOS	14,747.00	7,375.00	7,375.00	7,375.00	7,375.00	7,375.00	7,375.00	7,375.00	7,375.00	7,375.00	7,375.00	88,497.00
2	2	2	1	01	AVISO Y PROPAGANDA	177,000.00	256,833.33	87,500.00	295,000.00	509,366.66	33,300.00	104,000.00	-	2,360,000.00	45,366.66	41,666.66	3,910,033.31
2	2	2	2	01	IMPRES. Y ENCUADERN.	314,470.00	176,823.00	-	360,136.00	114,331.40	-	54,870.00	-	-	163,847.79	69,384.00	1,253,862.19
2	2	3	2	01	VIAT. FUERA DEL PAIS	-	-	-	-	-	154,361.60	-	-	-	-	-	154,361.60
2	2	4	1	01	PASAJES	-	57,062.00	-	-	63,204.00	-	90,269.00	175,134.00	-	-	-	385,669.00
2	2	4	2	01	FLETES	-	-	-	-	161,266.74	-	-	-	-	-	-	161,266.74
2	2	5	4	01	ALQ. EQUIPO DE TRANSP.	41,300.00	80,000.00	40,000.00	503,899.93	1,334,728.26	-	-	2,028,000.00	-	912,000.00	-	4,939,928.19
2	2	6	2	01	SEG. BIENES MUEBLES	-	-	215,153.98	-	174,269.92	67,176.54	174,269.92	60,994.47	-	177,580.34	392,705.54	1,262,150.71
2	2	6	3	01	SEG. MEDICO	201,540.00	202,040.00	204,492.00	205,718.00	205,718.00	207,944.00	210,396.00	253,432.00	249,254.00	403,854.00	104,784.00	2,449,172.00
2	2	7	2	01	MANT. Y REP. DE MUEBLE Y EQUIPO DE C	-	-	34,220.00	-	-	-	-	-	10,030.00	-	-	44,250.00
2	2	7	2	06	MANT. Y REP. DE EQUIPO DE TRANSP.	-	98,573.72	31,679.98	90,574.35	-	67,848.01	14,519.80	-	-	-	105,610.00	408,805.86
2	2	8	2	01	COMISION Y GASTOS BANCARIOS	178,230.53	138,444.26	174,335.68	117,602.77	174,632.56	158,191.39	136,657.84	141,901.29	150,550.99	156,072.19	155,811.61	1,682,431.11
2	2	8	6	01	EVENTOS GENERALES	24,844.40	57,888.00	1,425,651.11	-	1,008,751.24	116,780.40	-	155,245.60	-	1,112,094.56	-	3,901,255.31
2	2	8	6	02	FESTIVIDADES	102,306.00	-	-	-	-	-	-	-	-	-	-	102,306.00
2	2	8	7	04	SERVICIOS DE CAPACITACION	-	-	317,392.97	-	30,000.00	24,000.00	107,380.00	-	779,885.60	-	-	1,258,658.57
2	2	8	7	05	SERV. DE INFORMATICA Y SIST. COMPUT	-	106,200.00	-	-	-	-	-	-	-	-	-	106,200.00
2	2	8	7	06	OTROS SERV. TECNICOS PROF.	-	18,290.00	673,001.33	649,203.33	-	1,953,603.33	-	436,628.30	-	-	-	3,720,726.29
2	2	8	8	01	IMPUESTOS, DERECHOS Y TASAS	-	-	10,031.78	-	-	-	-	-	24,000.00	-	-	24,031.78





LIGA MUNICIPAL DOMINICANA

EJECUCION PRESUPUESTARIA DE GASTOS Y APLICACIONES FINANCIERA

2019

TIPO	CONC	CTA	SUBCT	AUX.	DETALLE	ENERO	FEBRERO	MARZO	ABRIL	MAYO	JUNIO	JULIO	AGOSTO	SEPTIEMBRE	OCTUBRE	NOVIEMBRE	TOTAL ACUMULADOS	
					MATERIALES Y SUM.	2,551,497.21	3,073,979.11	6,543,643.38	2,646,430.26	4,565,479.73	3,743,196.41	4,368,155.33	3,829,972.43	5,832,008.99	5,782,752.37	6,354,721.59	49,291,836.81	
2	3	1	1	01	ALIM. Y BEBIDAS PARA HUM.	476,646.24	57,420.03	196,112.03	65,029.14	16,489.00	-	24,780.00	338,657.14	39,099.30	131,791.90	-	1,346,024.78	
2	3	1	3	03	PRODUCTOS FORESTALES	-	47,200.00	-	-	19,116.00	-	-	-	50,000.00	-	-	116,316.00	
2	3	2	2	01	ACABADOS TEXTILES	-	-	-	-	12,095.00	-	-	-	-	-	-	12,095.00	
2	3	2	3	01	PRENDA DE VESTIR	62,001.92	-	625,730.40	-	357,284.53	-	34,692.00	84,960.00	-	-	660,800.00	1,825,468.85	
2	3	3	3	01	PRODUCTOS DE ARTES GRAFICAS	-	-	-	-	19,293.00	-	-	137,592.72	-	-	-	156,885.72	
2	3	5	3	01	NEUMATICOS Y CAMARA DE AIRE	14,000.04	53,836.32	26,432.00	28,084.00	-	-	-	-	-	61,700.08	71,399.98	255,452.42	
2	3	5	5	01	ART. DE PLASTICOS Y CONEX.	1,526,018.51	-	-	-	-	-	-	-	658,440.00	-	1,405,792.00	3,590,250.51	
2	3	6	1	01	PRODUCTOS DE CEMENTOS	-	-	-	-	-	162,250.00	-	-	-	632,775.00	-	795,025.00	
2	3	6	3	03	PRODUCTOS METALICOS	106,936.32	-	-	-	-	-	-	-	-	37,760.00	-	144,696.32	
2	3	6	3	04	HERRAMIENTAS MENORES	-	49,630.80	76,866.32	-	-	-	-	-	-	-	-	-	126,497.12
2	3	7	1	01	GASOLINA	243,426.50	248,365.20	637,438.85	255,782.29	454,853.30	452,804.24	1,253,535.22	454,842.19	452,232.70	651,477.14	454,593.10	5,559,350.73	
2	3	7	1	02	GASOIL	-	2,142,326.00	4,718,056.00	1,895,400.00	2,348,400.00	2,753,440.00	1,297,440.00	1,690,000.00	3,334,770.00	1,732,000.00	3,246,720.00	25,158,552.00	
2	3	7	2	05	INSECTICIDAS, FUMIGANTES Y OTROS	-	-	-	-	13,519.26	27,435.00	-	-	-	-	-	40,954.26	
2	3	9	1	01	UTILES DE LIMPIEZA	-	-	-	-	97,629.66	77,557.45	-	111,333.00	-	13,393.00	-	299,913.11	
2	3	9	2	01	UTILES DE ESCRIT., OF. INFORM Y ENS.	-	21,240.00	119,180.00	268,496.80	1,091,304.82	158,061.00	323,891.20	416,085.00	209,396.50	945,685.87	237,504.14	3,790,845.33	
2	3	9	6	01	PRODUCTOS ELECT. Y AFINES	4,602.00	-	-	-	16,136.16	54,500.00	-	-	-	-	4,799.99	80,038.15	
2	3	9	9	01	UTILES DIVERSOS	117,865.68	453,960.76	143,827.78	133,638.03	119,359.00	57,148.72	1,433,816.91	596,502.38	1,088,070.49	1,576,169.38	273,112.38	5,993,471.51	
					TRANSFERENCIAS CORRIENTES	18,268,147.82	20,517,503.06	19,630,801.66	18,640,302.66	21,940,551.66	16,590,303.66	17,483,666.66	16,535,302.66	16,380,302.66	15,737,991.26	17,410,302.66	199,135,176.42	
2	4	1	1	01	PENSIONES Y JUBIL.	833,333.33	833,333.33	833,333.33	833,333.33	833,333.33	833,333.33	833,333.33	833,333.33	833,333.33	833,333.33	833,333.33	9,166,666.63	
2	4	1	2	01	AYDAS Y DONAC. PROG. A HOG. Y PERS	-	25,000.00	275,715.00	-	-	-	-	-	-	-	-	300,715.00	
2	4	1	2	02	AYDAS Y DONAC. OCAS. A HOG. Y PERS	-	-	200,000.00	25,000.00	-	60,000.00	230,000.00	-	65,000.00	52,688.60	210,000.00	842,688.60	
2	4	1	4	02	BECAS Y VIAJES DE ESTUDIOS EXT.	-	125,050.00	-	-	-	-	-	-	-	-	-	125,050.00	
2	4	1	6	01	TRANSF. CTES. A INST. S/F DE LUCROS	15,066,969.33	17,212,975.73	15,441,753.33	15,551,969.33	19,712,219.33	15,151,969.33	15,091,969.33	15,301,969.33	15,056,969.33	14,851,969.33	15,616,969.33	174,057,703.03	
2	4	3	1	01	TRANSF. CORRIENTES A MUNICIPIOS	250,000.00	-	-	-	-	-	-	-	-	-	-	250,000.00	
2	4	3	1	02	OTRAS TRANSF. CTES. A MUNICIPIOS	2,117,845.16	2,321,144.00	2,880,000.00	2,230,000.00	1,394,999.00	545,001.00	1,328,364.00	400,000.00	425,000.00	-	750,000.00	14,392,353.16	
					TRANSFERENCIAS DE CAPITAL	17,233,483.74	250,000.00	26,513,989.16	125,000.00	8,075,000.00	275,000.00	300,000.00	7,500,000.00	19,000,000.00	-	150,000.00	79,422,472.90	
2	5	3	1	01	TRANSF. DE CAPITAL A MUNICIPIOS	-	-	7,500,000.00	125,000.00	7,500,000.00	-	-	7,500,000.00	19,000,000.00	-	150,000.00	41,775,000.00	
2	5	3	1	02	OTRAS TRANSF. DE CAPITAL A MUNIC.	17,233,483.74	250,000.00	19,013,989.16	-	575,000.00	275,000.00	300,000.00	-	-	-	-	37,647,472.90	
					BIENES MUEBLES, INMUEB. E INTANG.	3,756,358.32	24,458,819.05	4,014,471.47	378,175.65	364,810.12	437,949.50	291,063.47	905,897.65	62,563.60	61,596.00	97,777.01	34,829,481.84	
2	6	1	1	01	MUEBLES DE OFIC. Y ESTANTERIA	-	-	-	-	170,818.70	157,029.00	-	350,939.77	-	23,600.00	36,462.00	738,849.47	
2	6	1	3	01	EQUIPOS DE COMPUTOS	32,950.32	-	-	224,736.40	114,211.36	280,920.50	291,063.47	8,283.60	62,563.60	-	61,315.01	1,076,044.26	
2	6	1	4	01	ELECTRODOMESTICOS	-	-	-	153,439.25	-	-	-	54,999.99	-	37,996.00	-	246,435.24	
2	6	4	1	01	AUTOMOBILES Y CAMIONES	3,723,408.00	12,340,454.00	3,723,408.00	-	-	-	-	-	-	-	-	19,787,270.00	
2	6	4	6	01	EQUIPOS DE TRACCION	-	12,118,365.05	-	-	-	-	-	-	-	-	-	12,118,365.05	
2	6	5	8	01	OTROS EQUIPOS	-	-	291,063.47	-	79,780.06	-	-	491,674.29	-	-	-	862,517.82	







LIGA MUNICIPAL DOMINICANA

EJECUCION PRESUPUESTARIA DE GASTOS Y APLICACIONES FINANCIERA 2019

TIPO	CONC	CTA	SUBCTA	AUX.	DETALLE	ENERO	FEBRERO	MARZO	ABRIL	MAYO	JUNIO	JULIO	AGOSTO	SEPTIEMBRE	OCTUBRE	NOVIEMBRE	TOTAL ACUMULADOS
					OBRAS	-	-	-	-	4,000,000.00	-	-	-	-	-	4,237,551.77	8,237,551.77
2	7	2	1	01	OBRAS HIDRAULICAS Y SANITARIA	-	-	-	-	4,000,000.00	-	-	-	-	-	4,237,551.77	8,237,551.77
					GASTOS FINANCIEROS	101,483.07	101,483.07	101,483.07	101,483.07	101,483.07	101,483.07	101,483.07	101,483.07	101,483.07	-	93,057.13	1,006,404.76
2	9	1	1	01	INTERESES DEUDA INTERNA C/P	101,483.07	101,483.07	101,483.07	101,483.07	101,483.07	101,483.07	101,483.07	101,483.07	101,483.07	-	93,057.13	1,006,404.76
					DISMINUCION DE PASIVOS FINANCIEROS	1,500,000.00	1,500,000.00	1,500,000.00	1,500,000.00	1,500,000.00	1,500,000.00	1,500,000.00	1,500,000.00	1,500,000.00	-	1,500,000.00	15,000,000.00
4	2	1	5	01	AMORT. DE LA DEUDA PUB. INT. A C/P	1,500,000.00	1,500,000.00	1,500,000.00	1,500,000.00	1,500,000.00	1,500,000.00	1,500,000.00	1,500,000.00	1,500,000.00	-	1,500,000.00	15,000,000.00
					DISMINUCION DE PASIVOS	-	-	-	4,097,042.58	1,122,434.34	-	712,619.91	849,297.15	1,439,540.01	2,253,892.18	-	10,474,826.17
4	2	2	1	01	DISMINUCION CUENTA POR PAGAR	-	-	-	4,097,042.58	1,122,434.34	-	712,619.91	849,297.15	1,439,540.01	2,253,892.18	-	10,474,826.17
TOTAL GASTOS Y APLICACIONES FINANCIERA						86,837,633.39	111,816,308.68	122,698,720.51	86,749,584.44	96,587,208.97	87,245,294.72	88,917,919.21	96,618,946.68	104,276,042.90	94,167,529.68	113,215,190.43	1,089,130,379.61


ING. JHONY A. JONES LUCIANO
Secretario General





LIC. LUZ MARIA LORA
Sub-Sec. Activa y Financiera




LIC. DANIEL UREÑA MITCHEL
Director Financiero




LIC. REYNALDO MARCELO DE LA ROSA
Encargado de Contabilidad

